

TopBrewer

Coffee Reimagined



...Scanomat was founded and started from a simple garage.

The company matured as the years passed, and so did the ideas. In 1981 Kim Vibe Petersen, CEO of Scanomat, designed the world's first fully automatic cappuccino machine. Since then, Scanomat has been known for its innovative, high quality solutions. Today, its flagship product - the TopBrewer - is changing the coffee experience and is taking us upon a journey around the world.



Get in touch with us today
www.scanomat.com

Integrate into your design

Automatic
cleaning

World's smallest
milk foamer

Tailor your
coffee



The coffee tap with an app.

Download it now



Select

Customize

Favorite

The TopBrewer has been uniquely designed to be smartphone, smart watch and tablet compatible.

iBeacon

As you walk by the TopBrewer, it will welcome you with a notification, and make your favorite drink available with a single swipe!



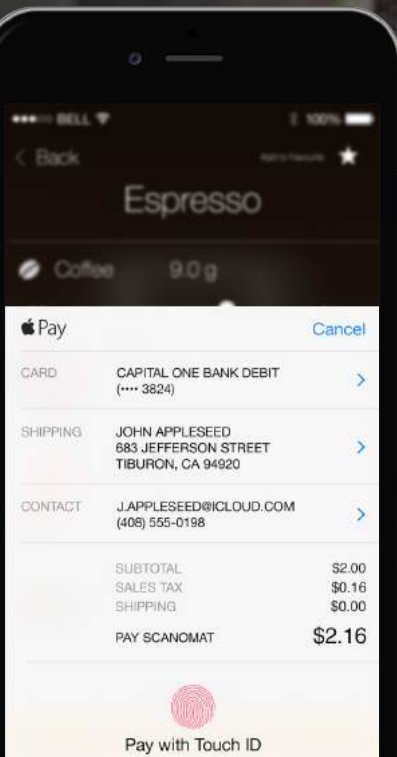
Espresso

9.2 g
coffee

Fresh Ingredients



CREATE YOUR COFFEE & PAY

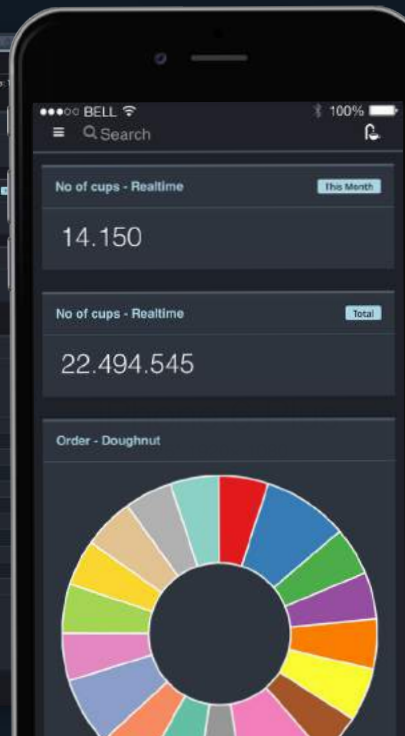
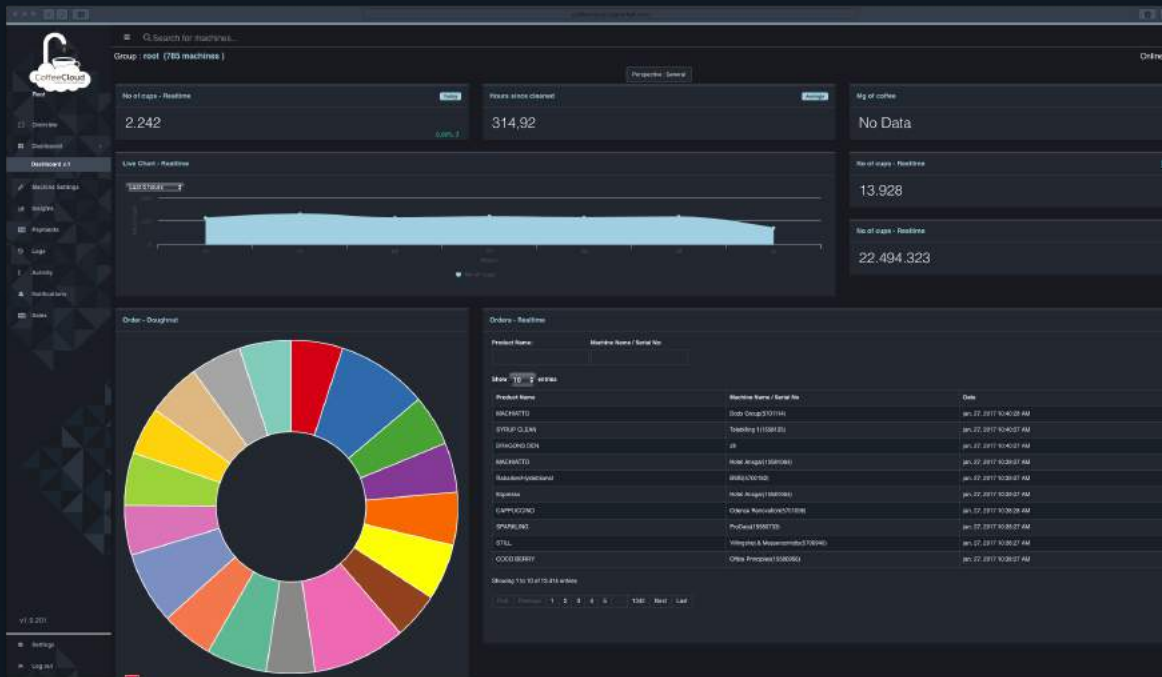




Internet of Coffee is here

CoffeeCloud is the world's first real and most advanced cloud management system for coffee machines - with state-of-the-art realtime data for your organization. Available as an App for all platforms, CoffeeCloud gives you access to key data metrics and diagnostics at a glimpse on the dashboard, allowing you to work smarter and faster throughout the organization. CoffeeCloud has multiple userlevels, allowing for versatile management. With cross-device compatibility you can access CoffeeCloud on smartphone, tablet or PC, for real time insights at your fingertips. Simple tasks like refilling the machine, are now simplified to a notification directly on the person's smart device. CoffeeCloud will change how you run your business, and it will change the entire landscape of coffee machine operation.

Coffee machine operation reimaged.



Built for Architecture.

Be prepared

With our pre-installation guides you can prepare any space easily for the TopBrewer Compact and Pro. These guides include cutout, electrical, plumbing and ventilation requirements.



TopBrewer Compact



TopBrewer Pro

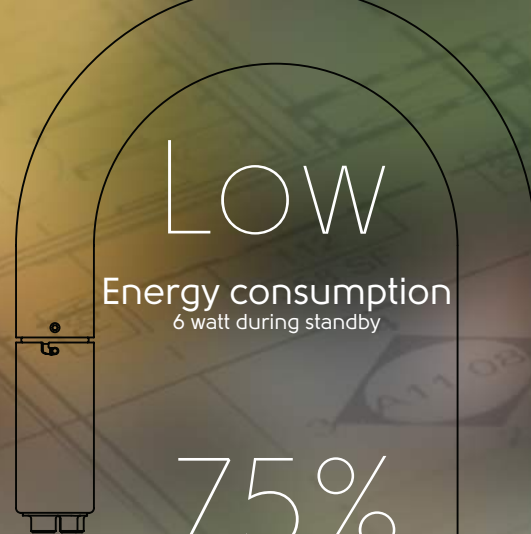
CAD files

Easily access our repository and download any cad files you need. We strive to make these easily accessible to all in various file formats.

architect.scanomat.com

Designed for Architects

The TopBrewer will fit uniquely into any space. Your imagination is the only limitation. It can easily stand alone or be integrated into existing furniture or even be a part of an environment. With minimum space usage we pride ourselves in making a coffeeunit that unobtrusively fits into any beautifully designed environment



LOW

Energy consumption

6 watt during standby

75%

Recycled steel



POWER SAVING

Standby-Timer



Do you know...

95% of the TopBrewer is hidden beneath the countertop or behind the wall and its graceful swan neck can both swivel and elevate. This allows the machine to adapt to even the most minimal designs.

Fresh water. Every time.

TopBrewer heats fresh cold water instantly for every brew, preserving minerals for better extraction of the coffee and encapsulating the oxygen, giving a superior taste.

Coffee

The Scanomat TopBrewer Pro and Compact provide speedy serving of coffee drinks such as: Espresso, Macchiato, Cappuccino, Caffè Latte, Americano, and traditional black coffee made from freshly ground whole beans. The TopBrewer simply delivers an exquisitely brewed coffee menu, with the right parameters for accurate extraction.

Chocolate

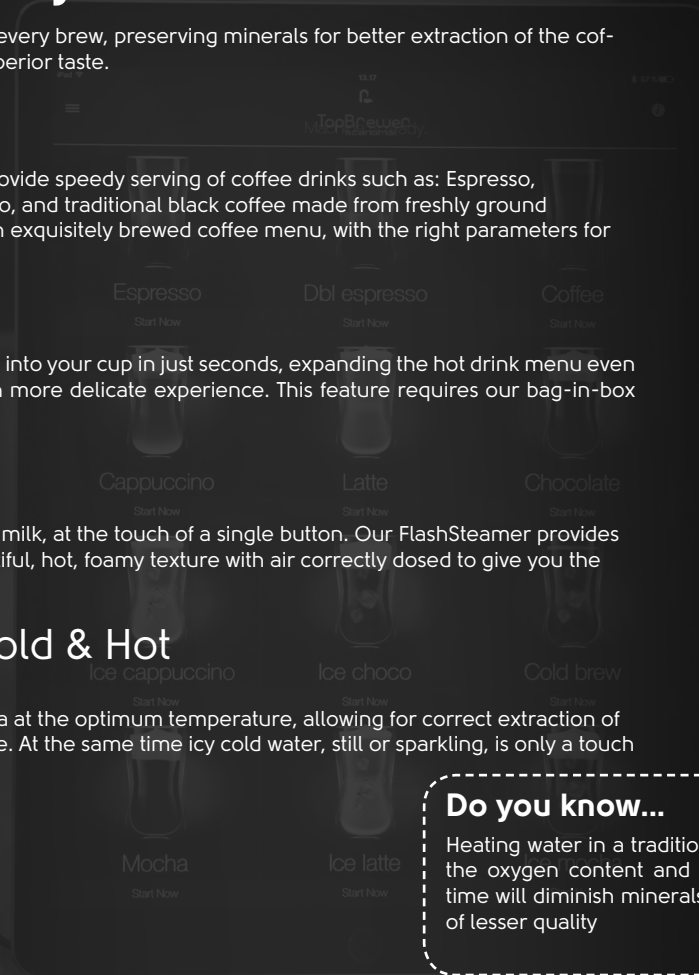
Steaming hot, rich liquid chocolate is delivered into your cup in just seconds, expanding the hot drink menu even further. Add fresh, foamy hot milk for an even more delicate experience. This feature requires our bag-in-box rack.

Milk & Steam

Our TopBrewer series offers both hot and cold milk, at the touch of a single button. Our FlashSteamer provides the correct pressure, froths the milk to a beautiful, hot, foamy texture with air correctly dosed to give you the foam you need on any drink.

Water - Carbonated, Cold & Hot

The TopBrewer series provides hot water for tea at the optimum temperature, allowing for correct extraction of the right flavours in your tea or cafetière coffee. At the same time icy cold water, still or sparkling, is only a touch of a button away.



Do you know...

Heating water in a traditional boiler will highly reduce the oxygen content and heating it over a period of time will diminish minerals too. This results in a coffee of lesser quality



Espresso



Double Espresso



Black Coffee



Macchiato



Caffè Latte



Cappuccino



Chocolate



Chocolate Milk



Mocha



Flat White



Carbonated Water



Cold Water



Hot Water



Tea Water



Warm Milk



Cold Milk



*Orange Juice



*Apple Juice



* Separate TopJuicer machine

TopBrewer Coffee has been uniquely designed to give you the best coffee experience from your TopBrewer. We only use first grade and selectively picked beans from farms around the world that we work with directly. The beans are slow-roasted with exceptional care and expertise to the highest standards of quality.



NORDIC NOTE

FLAVOUR Complex sweetness, rich body and refined acidity. A very balanced taste
NOTES Hazelnut, almond, macaroon, dried dark berries

100%
ARABICA

BRAZIL
NICARAGUA
ETHIOPIA

MEDIUM ROAST



WHOLE BEAN COFFEE
NET WT 1000g e - 2.2lb



Red Cherry Note

Light / Medium roasted
Complex sweetness alongside a vinous acidity
A mild subtle highly aromatic coffee



Italian Note

Dark roasted
Caramelized sweetness alongside understated acidity
Moderate sweetness, with a nutty oily crema



Nordic Note

Medium roasted
Complex sweetness and refined acidity
Vinous with a highly detailed and long finish



Green Note

Medium roasted
Elegant sweetness of berries and medium acidity
100% Organically grown



Do you know...


That the *Coffea Arabica* species represents 70% of global coffee production. 37% of this is considered speciality coffee, the best 1% of this coffee is what we source and roast.

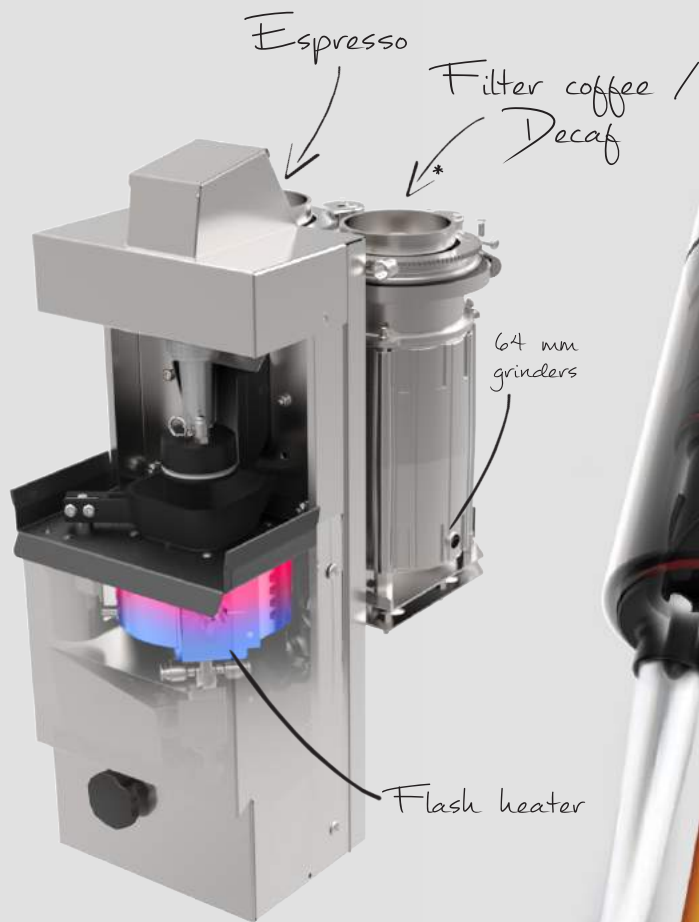
Red Cherry

Traceable

Ethically Sourced

Handpicked





World's smallest
milk foamer



Automatic Cleaning

The brewer cleans automatically during the day. The fresh milk lines are flushed after every brew, leaving no residue on the insides and minimizing the use of chemicals and shortening the daily cleaning routine. Daily, simply use the 2-minute automatic clean cycle which rinses both brewer and milk lines thoroughly.



Speed & Quality

The TopBrewer can deliver a blazingly fast brewed black filter coffee without compromising on quality. Due to its ultra fast grinders and brew unit mechanics, recovery time between cups is second to none. The TopBrewer Pro can produce a 150ml drink in 15 seconds and a milk based in 20 seconds.



Consistency


Customers demand a consistent, high quality product and the TopBrewer always delivers. Temperatures are electronically maintained and extremely consistent, meaning that all the way through a shot of espresso, there are no temperature drops resulting in a pristine espresso experience with consistent milk foam.

Solid quality


Scanomat's professional stainless steel and aluminum brewer is a piece of art in itself. The tamper pressure is adjusted precisely from 0-25 kg before brewing and ensures an accurate brew time both when dispensing black coffee and espresso. The materials are of the highest quality possible and our newly developed flash-heating technology heats up fresh water to perfect temperature, faster than you can press the espresso button.



Solid stainless steel brew piston



The perfect grind in just 1 second. Electronical adjustments can be made from the display to secure best possible grind and extraction.





"It is the ideal refreshment solution for the new QBE office as it is stylish, yet functional, and fits seamlessly into each individual working environment."

Mark Thompson, Head of Corporate Real Estates Services, QBE

QBE



"We envisaged the café area as the 'watering hole' where staff could freely meet and collaborate over good coffee and the integration of the TopBrewer has been a catalyst to this thanks to its innovative design."

Stephen Willmore, Associate Director, Assael Architecture

Assael Architects



Apple HQ





Royal Institute of British Architects



Pension Denmark



"It is evident that the TopBrewer is becoming the 'must-have' coffee machine for the modern workspace so it was a natural choice for our offices."

Oliver Hammond, Strategic Accounts Director, Fourfront Group

Fourfront Group



"TopBrewer really complements the stylish look and feel of this fantastic workspace as well as providing top-quality drinks."

Mark Deeprise, Chief Creative Officer, Jellyfish


Jellyfish Group



Pharmaceutical Company



BE Offices



Made for
 iPod  iPhone  iPad

www.scanomat.com